

PRINCETON BASKETBALL



Princeton vs. Iona, Dec. 13, 7 p.m. EST
TV: SNY • Radio: Princeton Sports Network
25 NCAA Tournaments • 28 Ivy League Titles



(6-2)

Princeton 2022-23 Schedule

Mon., Nov. 7	HOFSTRA	L, 83-77
Fri., Nov. 11	at Navy#	L, 74-73
Mon., Nov. 14	at UMBC	W, 94-64
Sat., Nov. 19	at Marist	W, 62-55
Thur., Nov. 24	vs. Army!	W, 74-66
Sat., Nov. 26	v Northeastern!	W, 56-54
Wed., Nov. 30	CAIRN	W, 92-58
Sat., Dec. 3	at Drexel	W, 83-63
Tue., Dec. 6	LAFAYETTE	W, 69-58
Sat., Dec. 10	MONMOUTH	W, 91-54
Tue., Dec. 13	vs. Iona	7 p.m. ET
Fri., Dec. 16	DELAWARE	7 p.m. ET
Fri., Dec. 23	KEAN	2 p.m. ET
Fri., Dec. 31	HARVARD*	1 p.m. ET
Fri., Jan. 6	at Columbia*	7 p.m. ET
Sat., Jan. 7	at Cornell*	6 p.m. ET
Sat., Jan. 14	at Brown*	2 p.m. ET
Mon., Jan. 16	at Penn*	2 p.m. ET
Sat., Jan. 21	DARTMOUTH*	2 p.m. ET
Sat., Jan. 28	at Yale*	7 p.m. ET
Fri., Feb. 3	CORNELL*	7 p.m. ET
Sat., Feb. 4	COLUMBIA*	4 p.m. ET
Sat., Feb. 11	at Dartmouth*	2 p.m. ET
Fri., Feb. 17	BROWN*	7 p.m. ET
Sat., Feb. 18	YALE*	6 p.m. ET
Sat., Feb. 25	at Harvard*	2 p.m. ET
Sat., Mar. 4	PENN*	2 p.m. ET

at Veteran's Classic
! at London Basketball Classic
*Ivy League game

Pronunciations

Gakwasi GAK-was-ee
Leyi Adebayo Lay-EE Ad-e-bayo
Allocco ALL-occ-O
Llewellyn lou-ELL-en
KEE-shawn KELL-man
Tow-SAHN A-WOAH-MA
KON-rad KISZ-KA

Princeton 2022-23 Roster

No.	Name	Pos.	Ht.	Wt.	Yr.	Hometown (Last School)
0	Darius Gakwasi	F	6-6	208	So.	Portland, Ore./Central Catholic
2	Leyi Adebayo	F	6-7	207	Jr.	Melbourne, Australia/Hailebury
3	Ryan Langborg	G	6-4	196	Sr.	San Diego, Calif./La Jolla Country Day
4	Xaivian Lee	G	6-3	167	Fr.	Toronto, Canada/Perkiomen School
5	Jack Scott	G	6-6	197	Fr.	Denver, Colo./Hun School
11	Konrad Kiszka	G	6-7	205	Sr.	Newtown, Pa./La Salle College
12	Caden Pierce	F	6-6	210	Fr.	Glen Ellyn, Ill./Glenbard West
13	Deven Austin	G	6-6	180	Fr.	Vernon, Conn./Wilbraham and Monson Academy
14	Matt Allocco	G	6-4	190	Jr.	Hilliard, Ohio/Hilliard Bradley
20	Tosan Evbuomwan	F	6-8	219	Sr.	Newcastle, England/Royal Grammar School Newcastle
24	Blake Peters	G	6-1	190	So.	Evanston, Ill./Evanston Township
25	Jacob O'Connell	F	6-11	244	Sr.	Voorhees, N.J./St. Joseph's Prep
32	Keeshawn Kellman	F	6-9	240	Sr.	Allentown, Penn./Perkiomen School
33	Vernon Collins	F	6-10	223	Fr.	Chocowinity, N.C./Greensboro Day School
43	Philip Byriel	F	6-9	245	So.	Kingston, Pa./Perkiomen School
54	Zach Martini	F	6-7	235	Jr.	Warren, N.J./Gill St. Bernard's

Captains •

Franklin C. Cappon-Edward G. Green '40 Head Coach • Mitch Henderson (12th year/Princeton '98)
Ted Athanassiades '61 Associate Head Coach/Recruiting Coordinator • Brett MacConnell (11th year/Rutgers '08)
Assistant Coaches • Skye Ettin (Eighth year/TCNJ '15), Lawrence Rowley (First Year/Emory '21)
Director of Basketball Operations • Chris Mongilia (Seventh year/William Paterson '13)
Athletic Trainer • Jamel Jones (Sixth year/Temple '11)
Strength & Conditioning • James DeVincenzi (15th year/Gettysburg '08)
Team Physician • Margot Putukian • Head Manager • Seth Martin
Equipment Managers • Clifton Perry, Derek Griedson
Academic-Athletic Fellows • Mary Bechler, Bryant Blount, Patrick Caddeau, Tom Espenshade, Hal Feiveson, Gene Grossman, Kevin Kruse, Dov Weinryb Grohsgal, Momo Wolapaye, Julian Zelizer

Team Notes

Last Time Out

With help from a 53.4% shooting percentage along with a 46-29 rebounding advantage, the Princeton University men's basketball team won its eighth-consecutive game Saturday night inside Jadwin Gymnasium, defeating Monmouth 91-54.

Senior Ryan Langborg finished with a game-high 13 points, while freshman Xaivian Lee added 12 points on 5-for-9 shooting along with four rebounds. Senior Keeshawn Kellman added 11 points on 4-for-5 shooting along with six rebounds, and senior Tosan Evbuomwan added eight points, a game-high seven rebounds and

tied for the game-high in assists with six with freshman Jack Scott, whose six assists were a season-best. In total, 14 out of the 15 players who dressed for the Tigers scored.

The Countdown To 200 Wins

With 193 wins as a Head Coach, Mitch Henderson is nine wins away from 200 career wins. He is currently third all-time in wins at Princeton; Franklin (Cappy) Cappon is second with 250, and Pete Carril first with 514.

100 Made Threes

With 107 made three-pointers in his career, Langborg ranks No. 20 all-time in school history for made three-pointers. This was accomplished in a shortened 2019-20 season and no 2020-21 season due to the COVID-19 pandemic. In total, 22 Tigers have exceeded 100 made three-pointers in their career. Langborg is also averaging 12.1 points per game, which is second on the team and 10th in the Ivy League.

Nearing 200 Assists

With 199 assists in his career, Evbuomwan is 10 away from 200. Evbuomwan's 142 assists in the 2021-22 season were No. 2 all-time at Princeton, trailing only William F. Ryan's 161 assists in the 1983-84 season.

The 2022 Ivy League Player of the Year

Evbuomwan has had a strong start to the 2022-23 season, leading the team and ranking seventh in the Ivy League in scoring with 13.4 points on 50.0% shooting. He also leads the team in rebounding and ranks fourth in the conference with 7.0 per game, assists with 3.4 and is tied with Allocco and Austen for the team-high in steals with eight.

Allocco Steps Up

Allocco has taken his game to another level this season, and ranks third on the team in scoring with 11.1 points on 55.1% shooting from the field and 42.1% shooting from three. He also ranks third on the team in rebounding with 5.6, second in assists with 22 and tied for first in steals with eight.

Crashing The Boards

The Tigers have been one of the best rebounding teams in the nation so far in 2022-23, with their 30.20 defensive rebounds per game ranking No. 5 nationally. Princeton's rebound margin of 10 ranking No. 12 in the nation. The Tigers are tied for the No. 38 in the nation in total rebounds, averaging 39.90 per game. Additionally, Princeton leads the Ivy League in rebounding margin, total rebounds and defensive rebounds. Along with Evbuomwan, freshman Caden Pierce ranks on the top-10 (No. 7) in the Ivy League in rebounding, with 6.3 per game.

All-Time Against Iona

Princeton is a perfect 8-0 against the Gaels, including going 2-0 in neutral site games. The most recent contest between the two teams took place on Tuesday, December 17, inside the Barclay's Center as part of the Air Force Reserve Hall of Fame Invitational, in a game when Princeton outlasted Iona, 90-86, in an overtime thriller.

Run It Back

The Tigers are coming off a 2021-22 campaign that saw them win the Ivy League Championship outright, earn a bid to the NIT, earn a 23-7 overall record and a 12-2 record in conference play, defeat power five opponents South Carolina and Oregon State.

#PrincetonPros

Seven Princeton men's basketball alumni currently play basketball in the professional ranks; Devin Cannady '20 (South Bay Lakers), Ryan Schwieger '21 (Rasta Vechta), Richmond Aririguzoh '20 (Kangoeroes Basket Willebroek), Myles Stephens '19 (Crailshem Merlins), Amir Bell '18 (Brose Bamberg), Spencer Weisz '17 (Hapoel Haifa), and Ian Hummer '13 (currently unsigned).

Princeton's Schedule Over The Years

The Tigers have become known for playing a tough schedule and inside some of the most iconic arenas in college basketball and professional sports. 2022-23 has the Tigers playing Copper Box Arena in London, England, as part of the 2022 London Basketball Classic. Copper Box Arena was the basketball venue for the 2012 London Olympics. Princeton will also play inside Alumni Hall against Navy as part of the 2022 Veteran's Classic.

In 2021-22, the Tigers played Gill Coliseum, home of Oregon State, and Harrah's Cherokee Center in Asheville, North Carolina, as part of the nationally televised Asheville Championship. In 2019-20, the Tigers played inside the new home of the Golden State Warriors the Chase Center, the Barclays Center, and Assembly Hall when the Tigers met Indiana for the first time since 1997. The Tigers' also played inside PPG Paints Arena, home of the NHL's Pittsburgh Penguins. Over the past four years Princeton's schedule has included contests inside Cameron Indoor Arena, Madison Square Garden, the base at Pearl Harbor for the 75th anniversary of the attack there, Arizona State's home Desert Financial Arena, Hinkle Fieldhouse, American Airlines Arena and BYU's home the Marriott Center.

#PrincetonPros

Seven Princeton men's basketball alumni currently play basketball in the professional ranks; Devin Cannady '20 (South Bay Lakers), Ryan Schwieger '21 (Rasta Vechta), Richmond Aririguzoh '20 (Kangoeroes Basket Willebroek), Myles Stephens '19 (Crailshem Merlins), Amir Bell '18 (Brose Bamberg), Spencer Weisz '17 (Hapoel Haifa), and Ian Hummer '13 (currently unsigned).

On March 31, 2022, Cannady signed with the Orlando Magic on a 10-day contract before signing with the team for the rest of the season on April 10. Through five games he averaged 10.0 points per game on 40.5% shooting from three, along with 2.0 assists and 1.0 steal.

Princeton's Schedule Over The Years

The Tigers have become known for playing a tough schedule and inside some of the most iconic arenas in college basketball and professional sports. 2022-23 has the Tigers playing Copper Box Arena in London, England, as part of the 2022 London Basketball Classic. Copper Box Arena was the basketball venue for the 2012 London Olympics. Princeton will also play inside Alumni Hall against Navy as part of the 2022 Veteran's Classic.

In 2021-22, the Tigers played Gill Coliseum, home of Oregon State, and Harrah's Cherokee Center in Asheville, North Carolina, as part of the nationally televised Asheville Championship. In 2019-20, the Tigers played inside the new home of the Golden State Warriors the Chase Center, the Barclays Center, and Assembly Hall when the Tigers met Indiana for the first time since 1997. The Tigers' also played inside PPG Paints Arena, home of the NHL's Pittsburgh Penguins. Over the past four years Princeton's schedule has included contests inside Cameron Indoor Arena, Madison Square Garden, the base at Pearl Harbor for the 75th anniversary of the attack there, Arizona State's home Desert Financial Arena, Hinkle Fieldhouse, American Airlines Arena and BYU's home the Marriott Center.

INDIVIDUAL GAME-BY-GAME

#2 ADEBAYO, Leyi

Opponent	Date	GS	MIN	Total		3-Pointers		Free throws		Rebounds											
				FG-FGA	PCT	3FG-3FGA	PCT	FT-FTA	PCT	OFF	DEF	TOT	AVG	PF	A	TO	BLK	STL	PTS	AVG	
at UMBC	11/14/2022		01:16	0-0	.000	0-0	.000	0-0	.000	0	0	0	0.0	0	0	0	0	0	0	0.0	
Cairn	11/30/2022		05:11	1-2	.500	0-1	.000	0-0	.000	0	0	0	0.0	0	0	0	0	2	2	1.0	
Monmouth	12/10/2022		02:44	0-2	.000	0-0	.000	0-0	.000	0	0	0	0.0	1	0	0	0	0	0	0.7	
Totals		0	09:11	1-4	.250	0-1	.000	0-0	.000	0	0	0	0.0	1	0	0	0	2	2	0.7	

Player Averages

Games Played	Minutes/game	Points/game	FG Pct	3FG Pct	FT Pct	Rebounds/game	Assists/game	Turnovers/game	Assist/Turnover ratio	Steals/game	Blocks/game
3	3.1	0.7	25.0	0.0	0.0	0.0	0.0	0.0	0.0	0.7	0.0

#3 LANGBORG, Ryan

Opponent	Date	GS	MIN	Total		3-Pointers		Free throws		Rebounds											
				FG-FGA	PCT	3FG-3FGA	PCT	FT-FTA	PCT	OFF	DEF	TOT	AVG	PF	A	TO	BLK	STL	PTS	AVG	
Hofstra	11/07/2022	*	38:27	6-19	.316	3-12	.250	2-2	1.000	0	3	3	3.0	3	2	2	0	1	17	17.0	
at Navy	11/11/2022	*	33:59	4-7	.571	1-3	.333	0-1	.000	0	2	2	2.5	4	2	2	0	0	9	13.0	
at UMBC	11/14/2022	*	26:35	3-5	.600	3-3	1.000	0-0	.000	0	2	2	2.3	2	1	0	0	0	9	11.7	
at Marist	11/19/2022	*	32:37	3-13	.231	3-11	.273	2-2	1.000	0	3	3	2.5	2	0	2	1	0	11	11.5	
vs Army West Point	11/24/2022	*	32:02	3-13	.231	1-9	.111	3-4	.750	1	1	2	2.4	1	1	1	1	0	10	11.2	
vs Northeastern	11/26/2022	*	34:03	6-11	.545	2-6	.333	3-3	1.000	0	6	6	3.0	0	2	3	3	5	17	12.2	
Cairn	11/30/2022	*	12:04	2-3	.667	1-1	1.000	0-0	.000	0	1	1	2.7	0	3	1	1	1	5	11.1	
at Drexel	12/03/2022	*	33:50	5-10	.500	1-4	.250	0-0	.000	1	2	3	2.8	1	1	3	1	0	11	11.1	
Lafayette	12/06/2022	*	32:00	6-11	.545	3-7	.429	4-4	1.000	0	5	5	3.0	2	5	3	0	1	19	12.0	
Monmouth	12/10/2022	*	20:38	4-10	.400	2-8	.250	3-3	1.000	0	3	3	3.0	0	0	1	0	0	13	12.1	
Totals		10	296:15	42-102	.412	20-64	.313	17-19	.895	2	28	30	3.0	15	17	18	7	8	121	12.1	

Player Averages

Games Played	Minutes/game	Points/game	FG Pct	3FG Pct	FT Pct	Rebounds/game	Assists/game	Turnovers/game	Assist/Turnover ratio	Steals/game	Blocks/game
10	29.6	12.1	41.2	31.3	89.5	3.0	1.7	1.8	0.9	0.8	0.7

#4 LEE, Xaivian

Opponent	Date	GS	MIN	Total		3-Pointers		Free throws		Rebounds											
				FG-FGA	PCT	3FG-3FGA	PCT	FT-FTA	PCT	OFF	DEF	TOT	AVG	PF	A	TO	BLK	STL	PTS	AVG	
Hofstra	11/07/2022		03:17	0-1	.000	0-1	.000	0-1	.000	0	0	0	0.0	0	0	0	0	0	0	0.0	
at Navy	11/11/2022		10:35	2-5	.400	0-1	.000	2-4	.500	0	1	1	0.5	2	0	1	0	1	6	3.0	
at UMBC	11/14/2022		16:28	2-3	.667	1-2	.500	0-0	.000	0	3	3	1.3	0	1	2	0	1	5	3.7	
at Marist	11/19/2022		06:10	0-0	.000	0-0	.000	0-0	.000	0	1	1	1.3	1	1	1	0	0	0	2.8	
vs Army West Point	11/24/2022		20:57	2-5	.400	2-4	.500	3-4	.750	0	2	2	1.4	5	1	2	0	0	9	4.0	
vs Northeastern	11/26/2022		21:26	3-6	.500	1-2	.500	5-6	.833	0	1	1	1.3	4	1	2	0	1	12	5.3	
Cairn	11/30/2022		17:57	0-5	.000	0-3	.000	2-2	1.000	1	3	4	1.7	1	3	0	0	0	2	4.9	
at Drexel	12/03/2022		12:55	4-6	.667	1-2	.500	1-1	1.000	0	1	1	1.6	2	2	0	0	1	10	5.5	
Lafayette	12/06/2022		13:34	1-2	.500	0-1	.000	0-0	.000	0	1	1	1.6	0	1	1	0	0	2	5.1	
Monmouth	12/10/2022		24:59	5-9	.556	0-3	.000	2-4	.500	0	4	4	1.8	3	1	0	0	2	12	5.8	
Totals		0	148:18	19-42	.452	5-19	.263	15-22	.682	1	17	18	1.8	18	11	9	0	6	58	5.8	

Player Averages

Games Played	Minutes/game	Points/game	FG Pct	3FG Pct	FT Pct	Rebounds/game	Assists/game	Turnovers/game	Assist/Turnover ratio	Steals/game	Blocks/game
10	14.8	5.8	45.2	26.3	68.2	1.8	1.1	0.9	1.2	0.6	0.0

INDIVIDUAL GAME-BY-GAME

#5 SCOTT, Jack

Opponent	Date	GS	MIN	Total		3-Pointers		Free throws		Rebounds											
				FG-FGA	PCT	3FG-3FGA	PCT	FT-FTA	PCT	OFF	DEF	TOT	AVG	PF	A	TO	BLK	STL	PTS	AVG	
Hofstra	11/07/2022		06:18	0-1	.000	0-0	.000	0-0	.000	0	1	1	1.0	0	0	0	0	0	0	0.0	
at Navy	11/11/2022		01:59	0-1	.000	0-1	.000	1-2	.500	0	0	0	0.5	1	0	0	0	0	1	0.5	
at UMBC	11/14/2022		07:22	3-3	1.000	1-1	1.000	0-0	.000	0	1	1	0.7	1	0	1	0	2	7	2.7	
at Marist	11/19/2022		02:52	0-1	.000	0-0	.000	0-0	.000	0	0	0	0.5	0	0	0	0	0	0	2.0	
vs Northeastern	11/26/2022		01:42	0-0	.000	0-0	.000	0-0	.000	0	0	0	0.4	0	0	0	0	0	0	1.6	
Cairn	11/30/2022		23:22	5-8	.625	1-3	.333	2-2	1.000	3	6	9	1.8	2	4	3	0	2	13	3.5	
at Drexel	12/03/2022		02:06	0-2	.000	0-1	.000	0-0	.000	0	0	0	1.6	0	0	0	0	0	0	3.0	
Lafayette	12/06/2022		02:45	0-1	.000	0-1	.000	1-2	.500	0	0	0	1.4	0	0	1	0	0	1	2.8	
Monmouth	12/10/2022		18:55	3-6	.500	0-3	.000	2-2	1.000	0	3	3	1.6	0	6	2	0	1	8	3.3	
Totals		0	67:21	11-23	.478	2-10	.200	6-8	.750	3	11	14	1.6	4	10	7	0	5	30	3.3	

Player Averages

Games Played	Minutes/game	Points/game	FG Pct	3FG Pct	FT Pct	Rebounds/game	Assists/game	Turnovers/game	Assist/Turnover ratio	Steals/game	Blocks/game
9	7.5	3.3	47.8	20.0	75.0	1.6	1.1	0.8	1.4	0.6	0.0

#11 KISZKA, Konrad

Opponent	Date	GS	MIN	Total		3-Pointers		Free throws		Rebounds											
				FG-FGA	PCT	3FG-3FGA	PCT	FT-FTA	PCT	OFF	DEF	TOT	AVG	PF	A	TO	BLK	STL	PTS	AVG	
at Navy	11/11/2022		04:33	0-2	.000	0-1	.000	0-0	.000	0	0	0	0.0	0	0	0	0	0	0	0.0	
at UMBC	11/14/2022		04:07	1-2	.500	0-1	.000	2-2	1.000	0	1	1	0.5	0	0	1	0	0	4	2.0	
vs Army West Point	11/24/2022		03:29	0-1	.000	0-1	.000	0-0	.000	0	0	0	0.3	0	0	0	0	1	0	1.3	
Cairn	11/30/2022		12:18	2-7	.286	1-1	1.000	0-0	.000	1	1	2	0.8	0	1	0	0	1	5	2.3	
at Drexel	12/03/2022		01:02	0-0	.000	0-0	.000	0-0	.000	0	0	0	0.6	0	0	0	0	0	0	1.8	
Lafayette	12/06/2022		01:25	0-0	.000	0-0	.000	0-0	.000	0	0	0	0.5	0	0	0	0	0	0	1.5	
Monmouth	12/10/2022		09:54	2-4	.500	0-1	.000	0-0	.000	2	4	6	1.3	1	1	1	0	0	4	1.9	
Totals		0	36:48	5-16	.313	1-5	.200	2-2	1.000	3	6	9	1.3	1	2	2	0	2	13	1.9	

Player Averages

Games Played	Minutes/game	Points/game	FG Pct	3FG Pct	FT Pct	Rebounds/game	Assists/game	Turnovers/game	Assist/Turnover ratio	Steals/game	Blocks/game
7	5.3	1.9	31.3	20.0	100.0	1.3	0.3	0.3	1.0	0.3	0.0

#12 PIERCE, Caden

Opponent	Date	GS	MIN	Total		3-Pointers		Free throws		Rebounds				PF							
				FG-FGA	PCT	3FG-3FGA	PCT	FT-FTA	PCT	OFF	DEF	TOT	AVG		A	TO	BLK	STL	PTS	AVG	
Hofstra	11/07/2022	*	36:34	3-5	.600	1-2	.500	0-0	.000	3	7	10	10.0	2	2	0	1	1	7	7.0	
at Navy	11/11/2022	*	31:00	1-3	.333	1-3	.333	0-0	.000	4	0	4	7.0	2	2	2	0	2	3	5.0	
at UMBC	11/14/2022	*	27:16	0-3	.000	0-1	.000	0-0	.000	3	2	5	6.3	1	3	0	0	0	0	3.3	
at Marist	11/19/2022	*	30:13	3-4	.750	2-2	1.000	0-0	.000	1	4	5	6.0	2	0	1	0	0	8	4.5	
vs Army West Point	11/24/2022	*	29:20	2-5	.400	1-3	.333	2-2	1.000	2	9	11	7.0	2	1	0	2	0	7	5.0	
vs Northeastern	11/26/2022	*	29:43	1-4	.250	1-2	.500	2-4	.500	1	6	7	7.0	1	0	1	0	1	5	5.0	
Cairn	11/30/2022	*	13:31	4-7	.571	1-4	.250	0-0	.000	2	2	4	6.6	1	0	1	1	1	9	5.6	
at Drexel	12/03/2022	*	21:30	3-4	.750	1-2	.500	0-0	.000	2	2	4	6.3	0	1	0	0	1	7	5.8	
Lafayette	12/06/2022	*	25:08	3-6	.500	0-2	.000	0-0	.000	1	7	8	6.4	1	2	1	1	0	6	5.8	
Monmouth	12/10/2022	*	17:53	3-6	.500	1-2	.500	1-1	1.000	2	3	5	6.3	1	0	0	1	1	8	6.0	
Totals		10	262:08	23-47	.489	9-23	.391	5-7	.714	21	42	63	6.3	13	11	6	6	7	60	6.0	

Player Averages

Games Played	Minutes/game	Points/game	FG Pct	3FG Pct	FT Pct	Rebounds/game	Assists/game	Turnovers/game	Assist/Turnover ratio	Steals/game	Blocks/game
10	26.2	6.0	48.9	39.1	71.4	6.3	1.1	0.6	1.8	0.7	0.6

INDIVIDUAL GAME-BY-GAME

#13 AUSTIN, Deven

Opponent	Date	GS	MIN	Total		3-Pointers		Free throws		Rebounds										
				FG-FGA	PCT	3FG-3FGA	PCT	FT-FTA	PCT	OFF	DEF	TOT	AVG	PF	A	TO	BLK	STL	PTS	AVG
Hofstra	11/07/2022		00:01	0-0	.000	0-0	.000	0-0	.000	0	0	0	0.0	0	0	0	0	0	0	0.0
at Navy	11/11/2022		02:06	0-0	.000	0-0	.000	0-0	.000	0	0	0	0.0	0	0	0	0	0	0	0.0
at UMBC	11/14/2022		18:30	4-7	.571	1-2	.500	0-0	.000	0	3	3	1.0	4	2	2	1	2	9	3.0
at Marist	11/19/2022		20:32	1-3	.333	0-1	.000	4-4	1.000	0	2	2	1.3	1	1	1	1	2	6	3.8
vs Army West Point	11/24/2022		05:53	0-0	.000	0-0	.000	0-0	.000	0	0	0	1.0	1	0	0	0	0	0	3.0
vs Northeastern	11/26/2022		09:31	0-0	.000	0-0	.000	0-0	.000	0	0	0	0.8	2	0	1	0	0	0	2.5
Cairn	11/30/2022		19:32	2-3	.667	0-0	.000	4-8	.500	2	3	5	1.4	2	0	1	1	2	8	3.3
at Drexel	12/03/2022		19:57	4-6	.667	2-2	1.000	0-0	.000	0	2	2	1.5	2	0	0	0	0	10	4.1
Lafayette	12/06/2022		19:55	1-6	.167	0-1	.000	0-0	.000	1	2	3	1.7	3	1	2	1	1	2	3.9
Monmouth	12/10/2022		09:51	3-3	1.000	1-1	1.000	2-2	1.000	0	1	1	1.6	2	1	1	0	1	9	4.4
Totals			0 125:48	15-28	.536	4-7	.571	10-14	.714	3	13	16	1.6	17	5	8	4	8	44	4.4

Player Averages

Games Played	Minutes/ game	Points/ game	FG Pct	3FG Pct	FT Pct	Rebounds/ game	Assists/ game	Turnovers/ game	Assist/Turnover ratio	Steals/ game	Blocks/ game
10	12.6	4.4	53.6	57.1	71.4	1.6	0.5	0.8	0.6	0.8	0.4

#14 ALLOCCO, Matt

Opponent	Date	GS	MIN	Total		3-Pointers		Free throws		Rebounds										
				FG-FGA	PCT	3FG-3FGA	PCT	FT-FTA	PCT	OFF	DEF	TOT	AVG	PF	A	TO	BLK	STL	PTS	AVG
Hofstra	11/07/2022	*	38:52	2-5	.400	0-2	.000	1-2	.500	2	4	6	6.0	2	4	2	0	1	5	5.0
at Navy	11/11/2022	*	35:07	7-12	.583	4-7	.571	1-1	1.000	0	9	9	7.5	1	1	4	0	1	19	12.0
at UMBC	11/14/2022	*	27:24	7-10	.700	3-5	.600	1-2	.500	0	7	7	7.3	2	2	1	0	0	18	14.0
at Marist	11/19/2022	*	36:44	4-7	.571	4-6	.667	2-2	1.000	0	3	3	6.3	3	3	2	0	0	14	14.0
vs Army West Point	11/24/2022	*	39:04	6-13	.462	1-7	.143	2-3	.667	1	11	12	7.4	1	1	1	0	0	15	14.2
vs Northeastern	11/26/2022	*	34:55	1-5	.200	0-1	.000	0-0	.000	1	5	6	7.2	0	2	0	2	2	2	12.2
Cairn	11/30/2022	*	10:41	2-5	.400	1-3	.333	0-0	.000	0	2	2	6.4	0	0	0	0	0	5	11.1
at Drexel	12/03/2022	*	33:08	9-12	.750	1-2	.500	0-0	.000	0	4	4	6.1	1	4	2	0	2	19	12.1
Lafayette	12/06/2022	*	31:47	4-7	.571	1-3	.333	1-1	1.000	1	4	5	6.0	2	1	0	1	0	10	11.9
Monmouth	12/10/2022	*	16:40	1-2	.500	1-2	.500	0-0	.000	0	2	2	5.6	0	3	0	0	0	3	11.0
Totals			10 304:22	43-78	.551	16-38	.421	8-11	.727	5	51	56	5.6	12	21	12	3	6	110	11.0

Player Averages

Games Played	Minutes/ game	Points/ game	FG Pct	3FG Pct	FT Pct	Rebounds/ game	Assists/ game	Turnovers/ game	Assist/Turnover ratio	Steals/ game	Blocks/ game
10	30.4	11.0	55.1	42.1	72.7	5.6	2.1	1.2	1.8	0.6	0.3

#20 EVBUOMWAN, Tosan

Opponent	Date	GS	MIN	Total		3-Pointers		Free throws		Rebounds										
				FG-FGA	PCT	3FG-3FGA	PCT	FT-FTA	PCT	OFF	DEF	TOT	AVG	PF	A	TO	BLK	STL	PTS	AVG
Hofstra	11/07/2022	*	34:00	7-15	.467	0-1	.000	8-11	.727	2	5	7	7.0	2	3	5	1	0	22	22.0
at Navy	11/11/2022	*	33:36	7-10	.700	0-0	.000	1-4	.250	4	5	9	8.0	4	5	5	1	1	15	18.5
at UMBC	11/14/2022	*	25:45	7-15	.467	0-0	.000	3-3	1.000	3	4	7	7.7	1	3	0	1	1	17	18.0
at Marist	11/19/2022	*	34:41	5-10	.500	0-1	.000	1-2	.500	0	6	6	7.3	0	5	3	1	2	11	16.3
vs Army West Point	11/24/2022	*	27:40	6-8	.750	0-1	.000	2-3	.667	3	5	8	7.4	3	4	5	0	1	14	15.8
vs Northeastern	11/26/2022	*	33:28	5-18	.278	0-1	.000	3-3	1.000	1	1	2	6.5	2	1	2	1	0	13	15.3
Cairn	11/30/2022	*	10:36	1-2	.500	1-2	.500	3-4	.750	2	4	6	6.4	1	2	5	0	2	6	14.0
at Drexel	12/03/2022	*	30:33	7-12	.583	0-1	.000	2-2	1.000	2	11	13	7.3	2	2	4	0	1	16	14.3
Lafayette	12/06/2022	*	28:59	3-7	.429	0-0	.000	6-8	.750	0	5	5	7.0	0	3	0	0	0	12	14.0
Monmouth	12/10/2022	*	16:59	2-3	.667	1-1	1.000	3-4	.750	3	4	7	7.0	1	6	1	0	0	8	13.4
Totals			10 276:18	50-100	.500	2-8	.250	32-44	.727	20	50	70	7.0	16	34	30	5	8	134	13.4

Player Averages

Games Played	Minutes/ game	Points/ game	FG Pct	3FG Pct	FT Pct	Rebounds/ game	Assists/ game	Turnovers/ game	Assist/Turnover ratio	Steals/ game	Blocks/ game
10	27.6	13.4	50.0	25.0	72.7	7.0	3.4	3.0	1.1	0.8	0.5

INDIVIDUAL GAME-BY-GAME

#24 PETERS, Blake

Opponent	Date	GS	MIN	Total		3-Pointers		Free throws		Rebounds				PF	A	TO	BLK	STL	PTS	AVG
				FG-FGA	PCT	3FG-3FGA	PCT	FT-FTA	PCT	OFF	DEF	TOT	AVG							
Hofstra	11/07/2022		16:20	2-4	.500	1-2	.500	0-0	.000	0	1	1	1.0	2	1	0	0	0	5	5.0
at Navy	11/11/2022		15:17	0-3	.000	0-3	.000	0-0	.000	0	2	2	1.5	2	1	1	0	0	0	2.5
at UMBC	11/14/2022		19:30	4-6	.667	3-4	.750	0-1	.000	0	4	4	2.3	2	0	1	0	1	11	5.3
at Marist	11/19/2022		17:02	2-6	.333	2-6	.333	0-0	.000	0	2	2	2.3	0	1	0	0	0	6	5.5
vs Army West Point	11/24/2022		17:24	5-10	.500	5-9	.556	0-0	.000	0	2	2	2.2	0	1	0	0	0	15	7.4
vs Northeastern	11/26/2022		10:02	0-2	.000	0-2	.000	0-0	.000	0	1	1	2.0	0	0	0	0	0	0	6.2
Cairn	11/30/2022		13:50	4-7	.571	4-7	.571	0-0	.000	0	0	0	1.7	1	1	0	0	0	12	7.0
at Drexel	12/03/2022		13:23	1-4	.250	1-4	.250	3-3	1.000	0	3	3	1.9	1	0	0	0	0	6	6.9
Lafayette	12/06/2022		09:06	0-1	.000	0-1	.000	0-0	.000	0	1	1	1.8	0	0	0	0	0	0	6.1
Monmouth	12/10/2022		12:38	0-2	.000	0-2	.000	2-2	1.000	0	2	2	1.8	2	0	1	0	0	2	5.7
Totals		0	144:31	18-45	.400	16-40	.400	5-6	.833	0	18	18	1.8	10	5	3	0	1	57	5.7

Player Averages

Games Played	Minutes/ game	Points/ game	FG Pct	3FG Pct	FT Pct	Rebounds/ game	Assists/ game	Turnovers/ game	Assist/Turnover ratio	Steals/ game	Blocks/ game
10	14.5	5.7	40.0	40.0	83.3	1.8	0.5	0.3	1.7	0.1	0.0

#25 O'CONNELL, Jacob

Opponent	Date	GS	MIN	Total		3-Pointers		Free throws		Rebounds				PF	A	TO	BLK	STL	PTS	AVG
				FG-FGA	PCT	3FG-3FGA	PCT	FT-FTA	PCT	OFF	DEF	TOT	AVG							
at Navy	11/11/2022		01:37	0-0	.000	0-0	.000	0-0	.000	0	0	0	0.0	1	0	0	0	0	0	0.0
at UMBC	11/14/2022		02:34	1-1	1.000	0-0	.000	0-0	.000	0	0	0	0.0	1	0	0	1	0	2	1.0
vs Army West Point	11/24/2022		15:16	2-3	.667	0-1	.000	0-1	.000	1	1	2	0.7	1	2	0	1	0	4	2.0
vs Northeastern	11/26/2022		05:20	0-3	.000	0-0	.000	0-0	.000	2	1	3	1.3	0	0	0	0	0	0	1.5
Cairn	11/30/2022		08:29	3-3	1.000	0-0	.000	1-2	.500	1	1	2	1.4	0	0	0	0	0	7	2.6
at Drexel	12/03/2022		01:40	0-0	.000	0-0	.000	0-0	.000	0	0	0	1.2	0	0	0	0	0	0	2.2
Lafayette	12/06/2022		01:25	0-0	.000	0-0	.000	0-0	.000	0	0	0	1.0	0	0	0	0	1	0	1.9
Monmouth	12/10/2022		07:44	1-2	.500	0-0	.000	3-4	.750	0	1	1	1.0	1	1	1	0	0	5	2.3
Totals		0	44:05	7-12	.583	0-1	.000	4-7	.571	4	4	8	1.0	4	3	1	2	1	18	2.3

Player Averages

Games Played	Minutes/ game	Points/ game	FG Pct	3FG Pct	FT Pct	Rebounds/ game	Assists/ game	Turnovers/ game	Assist/Turnover ratio	Steals/ game	Blocks/ game
8	5.5	2.3	58.3	0.0	57.1	1.0	0.4	0.1	3.0	0.1	0.3

#32 KELLMAN, Keeshawn

Opponent	Date	GS	MIN	Total		3-Pointers		Free throws		Rebounds				PF	A	TO	BLK	STL	PTS	AVG
				FG-FGA	PCT	3FG-3FGA	PCT	FT-FTA	PCT	OFF	DEF	TOT	AVG							
Hofstra	11/07/2022	*	26:11	9-9	1.000	0-0	.000	3-4	.750	1	4	5	5.0	1	1	1	2	0	21	21.0
at Navy	11/11/2022	*	30:11	9-13	.692	0-0	.000	2-5	.400	2	3	5	5.0	1	0	0	1	0	20	20.5
at UMBC	11/14/2022	*	21:09	5-9	.556	0-0	.000	2-4	.500	4	1	5	5.0	2	6	3	1	0	12	17.7
at Marist	11/19/2022	*	19:09	2-5	.400	0-0	.000	2-4	.500	2	3	5	5.0	1	0	2	0	2	6	14.8
vs Army West Point	11/24/2022	*	08:55	0-3	.000	0-0	.000	0-0	.000	0	2	2	4.4	5	0	1	0	0	0	11.8
vs Northeastern	11/26/2022	*	19:50	3-8	.375	0-0	.000	1-2	.500	3	7	10	5.3	1	0	3	3	0	7	11.0
Cairn	11/30/2022	*	10:41	2-2	1.000	0-0	.000	0-0	.000	0	3	3	5.0	0	1	0	2	0	4	10.0
at Drexel	12/03/2022	*	12:34	2-6	.333	0-0	.000	0-0	.000	2	1	3	4.8	3	1	1	1	0	4	9.3
Lafayette	12/06/2022	*	19:51	5-9	.556	0-0	.000	4-5	.800	2	2	4	4.7	2	0	0	0	0	14	9.8
Monmouth	12/10/2022	*	16:16	4-5	.800	0-0	.000	3-5	.600	1	5	6	4.8	1	0	2	1	0	11	9.9
Totals		10	184:47	41-69	.594	0-0	.000	17-29	.586	17	31	48	4.8	17	9	13	11	2	99	9.9

Player Averages

Games Played	Minutes/ game	Points/ game	FG Pct	3FG Pct	FT Pct	Rebounds/ game	Assists/ game	Turnovers/ game	Assist/Turnover ratio	Steals/ game	Blocks/ game
10	18.5	9.9	59.4	0.0	58.6	4.8	0.9	1.3	0.7	0.2	1.1

INDIVIDUAL GAME-BY-GAME

#33 COLLINS, Vernon

Opponent	Date	GS	MIN	Total		3-Pointers		Free throws		Rebounds				PF	A	TO	BLK	STL	PTS	AVG
				FG-FGA	PCT	3FG-3FGA	PCT	FT-FTA	PCT	OFF	DEF	TOT	AVG							
Cairn	11/30/2022		13:40	0-3	.000	0-0	.000	3-4	.750	3	3	6	6.0	4	2	0	0	0	3	3.0
Monmouth	12/10/2022		02:44	1-1	1.000	0-0	.000	0-0	.000	1	0	1	3.5	1	0	0	0	0	2	2.5
Totals		0	16:24	1-4	.250	0-0	.000	3-4	.750	4	3	7	3.5	5	2	0	0	0	5	2.5

Player Averages

Games Played	Minutes/ game	Points/ game	FG Pct	3FG Pct	FT Pct	Rebounds/ game	Assists/ game	Turnovers/ game	Assist/Turnover ratio	Steals/ game	Blocks/ game
2	8.2	2.5	25.0	0.0	75.0	3.5	1.0	0.0	2.0	0.0	0.0

#43 BYRIEL, Philip

Opponent	Date	GS	MIN	Total		3-Pointers		Free throws		Rebounds				PF	A	TO	BLK	STL	PTS	AVG
				FG-FGA	PCT	3FG-3FGA	PCT	FT-FTA	PCT	OFF	DEF	TOT	AVG							
at UMBC	11/14/2022		02:04	0-0	.000	0-0	.000	0-0	.000	0	0	0	0.0	0	1	0	0	0	0	0.0
Cairn	11/30/2022		10:05	1-5	.200	1-5	.200	0-0	.000	0	2	2	1.0	0	4	1	1	0	3	1.5
at Drexel	12/03/2022		01:02	0-0	.000	0-0	.000	0-0	.000	0	1	1	1.0	0	0	0	0	0	0	1.0
Monmouth	12/10/2022		07:06	1-1	1.000	1-1	1.000	0-0	.000	1	0	1	1.0	0	0	0	0	0	3	1.5
Totals		0	20:17	2-6	.333	2-6	.333	0-0	.000	1	3	4	1.0	0	5	1	1	0	6	1.5

Player Averages

Games Played	Minutes/ game	Points/ game	FG Pct	3FG Pct	FT Pct	Rebounds/ game	Assists/ game	Turnovers/ game	Assist/Turnover ratio	Steals/ game	Blocks/ game
4	5.1	1.5	33.3	33.3	0.0	1.0	1.3	0.3	5.0	0.0	0.3

#54 MARTINI, Zach

Opponent	Date	GS	MIN	Total		3-Pointers		Free throws		Rebounds				PF	A	TO	BLK	STL	PTS	AVG
				FG-FGA	PCT	3FG-3FGA	PCT	FT-FTA	PCT	OFF	DEF	TOT	AVG							
Cairn	11/30/2022		18:03	3-6	.500	1-3	.333	1-2	.500	2	2	4	4.0	2	0	2	0	0	8	8.0
at Drexel	12/03/2022		16:20	0-3	.000	0-1	.000	0-0	.000	0	0	0	2.0	1	0	0	0	0	0	4.0
Lafayette	12/06/2022		14:05	1-2	.500	1-1	1.000	0-0	.000	1	2	3	2.3	0	0	0	0	1	3	3.7
Monmouth	12/10/2022		14:59	1-2	.500	1-2	.500	0-0	.000	1	3	4	2.8	1	2	2	0	0	3	3.5
Totals		0	63:27	5-13	.385	3-7	.429	1-2	.500	4	7	11	2.8	4	2	4	0	1	14	3.5

Player Averages

Games Played	Minutes/ game	Points/ game	FG Pct	3FG Pct	FT Pct	Rebounds/ game	Assists/ game	Turnovers/ game	Assist/Turnover ratio	Steals/ game	Blocks/ game
4	15.9	3.5	38.5	42.9	50.0	2.8	0.5	1.0	0.5	0.3	0.0

INDIVIDUAL CAREER SUMMARIES

ADEBAYO, Leyi

				Field Goals		3-Point		F-Throws		Rebounds										Scoring	
SEASON	TEAM	GP-GS	MIN/AVG	FG-FGA	FG%	3FG-3FGA	3FG%	FT-FTA	FT%	OFF	DEF	TOT	AVG	PF-FO	A	TO	BLK	STL		PTS	AVG
2021-22	PU	8-0	15/1.9	1-2	.500	0-0	.000	1-2	.500	0	2	2	0.3	1-0	0	1	0	0		3	0.4
2022-23	PU	3-0	9/3.1	1-4	.250	0-1	.000	0-0	.000	0	0	0	0.0	1-0	0	0	0	2		2	0.7
TOTAL		11-0	25/2.2	2-6	.333	0-1	.000	1-2	.500	0	2	2	0.2	2-0	0	1	0	2		5	0.5

Single Game Highs

Statistic	Value	
Points	3	vs Rutgers-Camden 11/09/21
Rebounds	2	vs Rutgers-Camden 11/09/21
Steals	2	vs Cairn 11/30/22
FG Made	1	vs Rutgers-Camden 11/09/21, vs Cairn 11/30/22
FG Attempts	2	vs Cairn 11/30/22, vs Monmouth 12/10/22
3FG Attempts	1	vs Cairn 11/30/22
FT Made	1	vs Rutgers-Camden 11/09/21
FT Attempts	2	vs Rutgers-Camden 11/09/21

ALLOCCO, Matt

				Field Goals		3-Point		F-Throws		Rebounds										Scoring	
SEASON	TEAM	GP-GS	MIN/AVG	FG-FGA	FG%	3FG-3FGA	3FG%	FT-FTA	FT%	OFF	DEF	TOT	AVG	PF-FO	A	TO	BLK	STL		PTS	AVG
2021-22	PU	30-2	644/21.5	45-88	.511	19-42	.452	15-26	.577	16	69	85	2.8	41-1	45	20	2	18		124	4.1
2022-23	PU	10-10	304/30.4	43-78	.551	16-38	.421	8-11	.727	5	51	56	5.6	12-0	21	12	3	6		110	11.0
TOTAL		40-12	948/23.7	88-166	.530	35-80	.438	23-37	.622	21	120	141	3.5	53-1	66	32	5	24		234	5.9

Single Game Highs

Statistic	Value	
Points	19	at Navy 11/11/22, at Drexel 12/03/22
Rebounds	12	vs Army West Point 11/24/22
Assists	4	at Yale 02/19/22, vs Hofstra 11/07/22, at Drexel 12/03/22
Steals	2	6 times
Blocks	2	vs Northeastern 11/26/22
FG Made	9	at Drexel 12/03/22
FG Attempts	13	vs Army West Point 11/24/22
3FG Made	4	at Navy 11/11/22, at Marist 11/19/22
3FG Attempts	7	at Navy 11/11/22, vs Army West Point 11/24/22
FT Made	4	vs Penn 01/17/22
FT Attempts	4	vs UMBC 12/13/21, vs Brown 01/15/22, vs Penn 01/17/22

INDIVIDUAL CAREER SUMMARIES

AUSTIN, Deven

				Field Goals		3-Point		F-Throws		Rebounds									Scoring	
SEASON	TEAM	GP-GS	MIN/AVG	FG-FGA	FG%	3FG-3FGA	3FG%	FT-FTA	FT%	OFF	DEF	TOT	AVG	PF-FO	A	TO	BLK	STL	PTS	AVG
2022-23	PU	10-0	126/12.6	15-28	.536	4-7	.571	10-14	.714	3	13	16	1.6	17-0	5	8	4	8	44	4.4
TOTAL		10-0	126/12.6	15-28	.536	4-7	.571	10-14	.714	3	13	16	1.6	17-0	5	8	4	8	44	4.4

Single Game Highs

Statistic	Value	
Points	10	at Drexel 12/03/22
Rebounds	5	vs Cairn 11/30/22
Assists	2	at UMBC 11/14/22
Steals	2	at UMBC 11/14/22, at Marist 11/19/22, vs Cairn 11/30/22
Blocks	1	4 times
FG Made	4	at UMBC 11/14/22, at Drexel 12/03/22
FG Attempts	7	at UMBC 11/14/22
3FG Made	2	at Drexel 12/03/22
3FG Attempts	2	at UMBC 11/14/22, at Drexel 12/03/22
FT Made	4	at Marist 11/19/22, vs Cairn 11/30/22
FT Attempts	8	vs Cairn 11/30/22

BYRIEL, Philip

				Field Goals		3-Point		F-Throws		Rebounds									Scoring	
SEASON	TEAM	GP-GS	MIN/AVG	FG-FGA	FG%	3FG-3FGA	3FG%	FT-FTA	FT%	OFF	DEF	TOT	AVG	PF-FO	A	TO	BLK	STL	PTS	AVG
2021-22	PU	7-0	28/4.0	6-10	.600	3-7	.429	0-0	.000	1	9	10	1.4	3-0	1	1	1	2	15	2.1
2022-23	PU	4-0	20/5.1	2-6	.333	2-6	.333	0-0	.000	1	3	4	1.0	0-0	5	1	1	0	6	1.5
TOTAL		11-0	49/4.4	8-16	.500	5-13	.385	0-0	.000	2	12	14	1.3	3-0	6	2	2	2	21	1.9

Single Game Highs

Statistic	Value	
Points	9	vs Rutgers-Camden 11/09/21
Rebounds	4	vs Rutgers-Camden 11/09/21, vs Kean 12/21/21
Assists	4	vs Cairn 11/30/22
Steals	1	vs Rutgers-Camden 11/09/21, vs Dartmouth 02/12/22
Blocks	1	vs Kean 12/21/21, vs Cairn 11/30/22
FG Made	4	vs Rutgers-Camden 11/09/21
FG Attempts	6	vs Rutgers-Camden 11/09/21
3FG Made	1	5 times
3FG Attempts	5	vs Cairn 11/30/22

INDIVIDUAL CAREER SUMMARIES

COLLINS, Vernon

				Field Goals		3-Point		F-Throws		Rebounds										Scoring	
SEASON	TEAM	GP-GS	MIN/AVG	FG-FGA	FG%	3FG-3FGA	3FG%	FT-FTA	FT%	OFF	DEF	TOT	AVG	PF-FO	A	TO	BLK	STL		PTS	AVG
2022-23	PU	2-0	16/8.2	1-4	.250	0-0	.000	3-4	.750	4	3	7	3.5	5-0	2	0	0	0		5	2.5
TOTAL		2-0	16/8.2	1-4	.250	0-0	.000	3-4	.750	4	3	7	3.5	5-0	2	0	0	0		5	2.5

Single Game Highs

Statistic	Value	
Points	3	vs Cairn 11/30/22
Rebounds	6	vs Cairn 11/30/22
Assists	2	vs Cairn 11/30/22
FG Made	1	vs Monmouth 12/10/22
FG Attempts	3	vs Cairn 11/30/22
FT Made	3	vs Cairn 11/30/22
FT Attempts	4	vs Cairn 11/30/22

EVBUOMWAN, Tosan

				Field Goals		3-Point		F-Throws		Rebounds										Scoring	
SEASON	TEAM	GP-GS	MIN/AVG	FG-FGA	FG%	3FG-3FGA	3FG%	FT-FTA	FT%	OFF	DEF	TOT	AVG	PF-FO	A	TO	BLK	STL		PTS	AVG
2019-20	PU	26-19	370/14.2	41-78	.526	4-15	.267	16-31	.516	7	41	48	1.8	35-0	23	27	9	13		102	3.9
2021-22	PU	28-27	837/29.9	184-340	.541	2-17	.118	79-140	.564	69	118	187	6.7	76-1	142	71	9	40		449	16.0
2022-23	PU	10-10	276/27.6	50-100	.500	2-8	.250	32-44	.727	20	50	70	7.0	16-0	34	30	5	8		134	13.4
TOTAL		64-56	1484/23.2	275-518	.531	8-40	.200	127-215	.591	96	209	305	4.8	127-1	199	128	23	61		685	10.7

Single Game Highs

Statistic	Value	
Points	27	vs Drexel 12/04/21, at Cornell 02/04/22
Rebounds	13	at Drexel 12/03/22
Assists	8	at Lafayette 12/11/21, vs Brown 01/15/22
Steals	6	vs Columbia 01/07/22
Blocks	2	vs Harvard 02/01/20, vs Marist 11/17/21
FG Made	11	vs Drexel 12/04/21, vs Columbia 01/07/22
FG Attempts	21	vs Columbia 01/07/22, at Yale 02/19/22
3FG Made	1	8 times
3FG Attempts	3	vs Minnesota 11/14/21
FT Made	8	vs Hofstra 11/07/22
FT Attempts	12	vs Fairleigh Dickinson 11/28/21

INDIVIDUAL CAREER SUMMARIES

GAKWASI, Darius

				Field Goals		3-Point		F-Throws		Rebounds									Scoring	
SEASON	TEAM	GP-GS	MIN/AVG	FG-FGA	FG%	3FG-3FGA	3FG%	FT-FTA	FT%	OFF	DEF	TOT	AVG	PF-FO	A	TO	BLK	STL	PTS	AVG
2021-22	PU	7-0	53/7.5	9-20	.450	2-9	.222	2-2	1.000	1	8	9	1.3	3-0	7	3	2	3	22	3.1
TOTAL		7-0	53/7.5	9-20	.450	2-9	.222	2-2	1.000	1	8	9	1.3	3-0	7	3	2	3	22	3.1

Single Game Highs

Statistic	Value	
Points	9	vs Rutgers-Camden 11/09/21
Rebounds	3	vs Rutgers-Camden 11/09/21
Assists	5	vs Rutgers-Camden 11/09/21
Steals	3	vs Rutgers-Camden 11/09/21
Blocks	2	vs Rutgers-Camden 11/09/21
FG Made	3	vs Rutgers-Camden 11/09/21
FG Attempts	6	vs Rutgers-Camden 11/09/21
3FG Made	1	vs Rutgers-Camden 11/09/21, vs Kean 12/21/21
3FG Attempts	4	vs Kean 12/21/21
FT Made	2	vs Rutgers-Camden 11/09/21
FT Attempts	2	vs Rutgers-Camden 11/09/21

KELLMAN, Keeshawn

				Field Goals		3-Point		F-Throws		Rebounds									Scoring	
SEASON	TEAM	GP-GS	MIN/AVG	FG-FGA	FG%	3FG-3FGA	3FG%	FT-FTA	FT%	OFF	DEF	TOT	AVG	PF-FO	A	TO	BLK	STL	PTS	AVG
2019-20	PU	10-0	46/4.6	15-22	.682	0-0	.000	4-8	.500	7	5	12	1.2	2-0	1	7	3	0	34	3.4
2021-22	PU	8-5	66/8.2	18-25	.720	0-0	.000	4-6	.667	8	11	19	2.4	7-0	4	11	4	3	40	5.0
2022-23	PU	10-10	185/18.5	41-69	.594	0-0	.000	17-29	.586	17	31	48	4.8	17-1	9	13	11	2	99	9.9
TOTAL		28-15	297/10.6	74-116	.638	0-0	.000	25-43	.581	32	47	79	2.8	26-1	14	31	18	5	173	6.2

Single Game Highs

Statistic	Value	
Points	21	vs Hofstra 11/07/22
Rebounds	10	vs Northeastern 11/26/22
Assists	6	at UMBC 11/14/22
Steals	3	vs Kean 12/21/21
Blocks	3	vs Northeastern 11/26/22
FG Made	9	vs Rutgers-Camden 01/26/20, vs Hofstra 11/07/22, at Navy 11/11/22
FG Attempts	13	at Navy 11/11/22
FT Made	4	vs Lafayette 12/06/22
FT Attempts	6	at Duquesne 11/05/19

INDIVIDUAL CAREER SUMMARIES

KISZKA, Konrad

				Field Goals		3-Point		F-Throws		Rebounds									Scoring	
SEASON	TEAM	GP-GS	MIN/AVG	FG-FGA	FG%	3FG-3FGA	3FG%	FT-FTA	FT%	OFF	DEF	TOT	AVG	PF-FO	A	TO	BLK	STL	PTS	AVG
2019-20	PU	13-0	52/4.0	6-14	.429	1-7	.143	6-8	.750	1	6	7	0.5	3-0	3	3	0	2	19	1.5
2021-22	PU	1-0	8/7.8	2-3	.667	0-1	.000	0-0	.000	0	0	0	0.0	1-0	2	0	0	0	4	4.0
2022-23	PU	7-0	37/5.3	5-16	.313	1-5	.200	2-2	1.000	3	6	9	1.3	1-0	2	2	0	2	13	1.9
TOTAL		21-0	96/4.6	13-33	.394	2-13	.154	8-10	.800	4	12	16	0.8	5-0	7	5	0	4	36	1.7

Single Game Highs

Statistic	Value	
Points	6	vs Rutgers-Camden 01/26/20
Rebounds	7	vs Rutgers-Camden 01/26/20
Assists	3	vs Rutgers-Camden 01/26/20
Steals	1	4 times
FG Made	2	vs Rutgers-Camden 11/09/21, vs Cairn 11/30/22, vs Monmouth 12/10/22
FG Attempts	7	vs Cairn 11/30/22
3FG Made	1	at San Francisco 11/09/19, vs Cairn 11/30/22
3FG Attempts	3	vs Rutgers-Camden 01/26/20
FT Made	4	vs Rutgers-Camden 01/26/20
FT Attempts	5	vs Rutgers-Camden 01/26/20

LANGBORG, Ryan

				Field Goals		3-Point		F-Throws		Rebounds									Scoring	
SEASON	TEAM	GP-GS	MIN/AVG	FG-FGA	FG%	3FG-3FGA	3FG%	FT-FTA	FT%	OFF	DEF	TOT	AVG	PF-FO	A	TO	BLK	STL	PTS	AVG
2019-20	PU	20-9	324/16.2	32-77	.416	21-59	.356	3-3	1.000	5	31	36	1.8	21-0	11	11	5	8	88	4.4
2021-22	PU	29-22	874/30.1	105-227	.463	66-163	.405	33-41	.805	10	91	101	3.5	58-0	53	29	9	24	309	10.7
2022-23	PU	10-10	296/29.6	42-102	.412	20-64	.313	17-19	.895	2	28	30	3.0	15-0	17	18	7	8	121	12.1
TOTAL		59-41	1494/25.3	179-406	.441	107-286	.374	53-63	.841	17	150	167	2.8	94-0	81	58	21	40	518	8.8

Single Game Highs

Statistic	Value	
Points	19	at Dartmouth 01/22/22, vs Lafayette 12/06/22
Rebounds	7	at Hofstra 12/01/21, vs Brown 01/15/22
Assists	5	vs Bucknell 12/07/21, vs Kean 12/21/21, vs Lafayette 12/06/22
Steals	5	vs Northeastern 11/26/22
Blocks	3	vs Northeastern 11/26/22
FG Made	6	9 times
FG Attempts	19	vs Hofstra 11/07/22
3FG Made	5	vs Drexel 12/04/21
3FG Attempts	12	vs Hofstra 11/07/22
FT Made	6	vs Penn 01/17/22
FT Attempts	6	at Oregon St. 11/21/21, vs Penn 01/17/22

INDIVIDUAL CAREER SUMMARIES

LEE, Xaivian

				Field Goals		3-Point		F-Throws		Rebounds									Scoring	
SEASON	TEAM	GP-GS	MIN/AVG	FG-FGA	FG%	3FG-3FGA	3FG%	FT-FTA	FT%	OFF	DEF	TOT	AVG	PF-FO	A	TO	BLK	STL	PTS	AVG
2022-23	PU	10-0	148/14.8	19-42	.452	5-19	.263	15-22	.682	1	17	18	1.8	18-1	11	9	0	6	58	5.8
TOTAL		10-0	148/14.8	19-42	.452	5-19	.263	15-22	.682	1	17	18	1.8	18-1	11	9	0	6	58	5.8

Single Game Highs

Statistic	Value	
Points	12	vs Monmouth 12/10/22, vs Northeastern 11/26/22
Rebounds	4	vs Cairn 11/30/22, vs Monmouth 12/10/22
Assists	3	vs Cairn 11/30/22
Steals	2	vs Monmouth 12/10/22
FG Made	5	vs Monmouth 12/10/22
FG Attempts	9	vs Monmouth 12/10/22
3FG Made	2	vs Army West Point 11/24/22
3FG Attempts	4	vs Army West Point 11/24/22
FT Made	5	vs Northeastern 11/26/22
FT Attempts	6	vs Northeastern 11/26/22

MARTINI, Zach

				Field Goals		3-Point		F-Throws		Rebounds									Scoring	
SEASON	TEAM	GP-GS	MIN/AVG	FG-FGA	FG%	3FG-3FGA	3FG%	FT-FTA	FT%	OFF	DEF	TOT	AVG	PF-FO	A	TO	BLK	STL	PTS	AVG
2021-22	PU	16-2	128/8.0	14-34	.412	5-19	.263	2-6	.333	6	19	25	1.6	18-0	3	8	1	0	35	2.2
2022-23	PU	4-0	63/15.9	5-13	.385	3-7	.429	1-2	.500	4	7	11	2.8	4-0	2	4	0	1	14	3.5
TOTAL		20-2	192/9.6	19-47	.404	8-26	.308	3-8	.375	10	26	36	1.8	22-0	5	12	1	1	49	2.5

Single Game Highs

Statistic	Value	
Points	8	vs Cairn 11/30/22
Rebounds	5	vs Dartmouth 02/12/22
Assists	2	vs Monmouth 12/10/22
Steals	1	vs Lafayette 12/06/22
Blocks	1	vs Minnesota 11/14/21
FG Made	3	vs Kean 12/21/21, vs Dartmouth 02/12/22, vs Cairn 11/30/22
FG Attempts	6	vs Kean 12/21/21, vs Cairn 11/30/22
3FG Made	2	vs Rutgers-Camden 11/09/21
3FG Attempts	4	vs South Carolina 11/12/21, vs Kean 12/21/21
FT Made	1	vs Rutgers-Camden 11/09/21, vs South Carolina 11/12/21, vs Cairn 11/30/22
FT Attempts	2	vs Rutgers-Camden 11/09/21, vs South Carolina 11/12/21, vs Cairn 11/30/22

INDIVIDUAL CAREER SUMMARIES

O'CONNELL, Jacob

				Field Goals		3-Point		F-Throws		Rebounds									Scoring	
SEASON	TEAM	GP-GS	MIN/AVG	FG-FGA	FG%	3FG-3FGA	3FG%	FT-FTA	FT%	OFF	DEF	TOT	AVG	PF-FO	A	TO	BLK	STL	PTS	AVG
2019-20	PU	11-0	31/2.8	3-7	.429	1-3	.333	0-0	.000	1	8	9	0.8	2-0	4	4	1	0	7	0.6
2021-22	PU	9-0	24/2.7	3-10	.300	1-2	.500	2-2	1.000	2	6	8	0.9	0-0	4	1	0	1	9	1.0
2022-23	PU	8-0	44/5.5	7-12	.583	0-1	.000	4-7	.571	4	4	8	1.0	4-0	3	1	2	1	18	2.3
TOTAL		28-0	100/3.6	13-29	.448	2-6	.333	6-9	.667	7	18	25	0.9	6-0	11	6	3	2	34	1.2

Single Game Highs

Statistic	Value	
Points	7	vs Cairn 11/30/22
Rebounds	6	vs Kean 12/21/21
Assists	2	vs Rutgers-Camden 01/26/20, vs Rutgers-Camden 11/09/21, vs Army West Point 11/24/22
Steals	1	vs Rutgers-Camden 11/09/21, vs Lafayette 12/06/22
Blocks	1	at Brown 02/28/20, at UMBC 11/14/22, vs Army West Point 11/24/22
FG Made	3	vs Cairn 11/30/22
FG Attempts	5	vs Kean 12/21/21
3FG Made	1	vs Rutgers-Camden 01/26/20, vs Rutgers-Camden 11/09/21
3FG Attempts	2	vs Rutgers-Camden 01/26/20
FT Made	3	vs Monmouth 12/10/22
FT Attempts	4	vs Monmouth 12/10/22

PETERS, Blake

				Field Goals		3-Point		F-Throws		Rebounds									Scoring	
SEASON	TEAM	GP-GS	MIN/AVG	FG-FGA	FG%	3FG-3FGA	3FG%	FT-FTA	FT%	OFF	DEF	TOT	AVG	PF-FO	A	TO	BLK	STL	PTS	AVG
2021-22	PU	14-0	66/4.7	7-18	.389	4-14	.286	0-0	.000	3	9	12	0.9	5-0	4	5	0	1	18	1.3
2022-23	PU	10-0	145/14.5	18-45	.400	16-40	.400	5-6	.833	0	18	18	1.8	10-0	5	3	0	1	57	5.7
TOTAL		24-0	211/8.8	25-63	.397	20-54	.370	5-6	.833	3	27	30	1.3	15-0	9	8	0	2	75	3.1

Single Game Highs

Statistic	Value	
Points	15	vs Army West Point 11/24/22
Rebounds	5	vs Dartmouth 02/12/22
Assists	3	vs Kean 12/21/21
Steals	1	vs Dartmouth 02/12/22, at UMBC 11/14/22
FG Made	5	vs Army West Point 11/24/22
FG Attempts	10	vs Army West Point 11/24/22
3FG Made	5	vs Army West Point 11/24/22
3FG Attempts	9	vs Army West Point 11/24/22
FT Made	3	at Drexel 12/03/22
FT Attempts	3	at Drexel 12/03/22

INDIVIDUAL CAREER SUMMARIES

PIERCE, Caden

				Field Goals		3-Point		F-Throws		Rebounds									Scoring	
SEASON	TEAM	GP-GS	MIN/AVG	FG-FGA	FG%	3FG-3FGA	3FG%	FT-FTA	FT%	OFF	DEF	TOT	AVG	PF-FO	A	TO	BLK	STL	PTS	AVG
2022-23	PU	10-10	262/26.2	23-47	.489	9-23	.391	5-7	.714	21	42	63	6.3	13-0	11	6	6	7	60	6.0
TOTAL		10-10	262/26.2	23-47	.489	9-23	.391	5-7	.714	21	42	63	6.3	13-0	11	6	6	7	60	6.0

Single Game Highs

Statistic	Value	
Points	9	vs Cairn 11/30/22
Rebounds	11	vs Army West Point 11/24/22
Assists	3	at UMBC 11/14/22
Steals	2	at Navy 11/11/22
Blocks	2	vs Army West Point 11/24/22
FG Made	4	vs Cairn 11/30/22
FG Attempts	7	vs Cairn 11/30/22
3FG Made	2	at Marist 11/19/22
3FG Attempts	4	vs Cairn 11/30/22
FT Made	2	vs Army West Point 11/24/22, vs Northeastern 11/26/22
FT Attempts	4	vs Northeastern 11/26/22

SCOTT, Jack

				Field Goals		3-Point		F-Throws		Rebounds									Scoring	
SEASON	TEAM	GP-GS	MIN/AVG	FG-FGA	FG%	3FG-3FGA	3FG%	FT-FTA	FT%	OFF	DEF	TOT	AVG	PF-FO	A	TO	BLK	STL	PTS	AVG
2022-23	PU	9-0	67/7.5	11-23	.478	2-10	.200	6-8	.750	3	11	14	1.6	4-0	10	7	0	5	30	3.3
TOTAL		9-0	67/7.5	11-23	.478	2-10	.200	6-8	.750	3	11	14	1.6	4-0	10	7	0	5	30	3.3

Single Game Highs

Statistic	Value	
Points	13	vs Cairn 11/30/22
Rebounds	9	vs Cairn 11/30/22
Assists	6	vs Monmouth 12/10/22
Steals	2	at UMBC 11/14/22, vs Cairn 11/30/22
FG Made	5	vs Cairn 11/30/22
FG Attempts	8	vs Cairn 11/30/22
3FG Made	1	at UMBC 11/14/22, vs Cairn 11/30/22
3FG Attempts	3	vs Cairn 11/30/22, vs Monmouth 12/10/22
FT Made	2	vs Cairn 11/30/22, vs Monmouth 12/10/22
FT Attempts	2	4 times

2022-23 COMBINED STATS

Game Records

Record	Overall	Home	Away	Neutral
ALL GAMES	8-2	3-1	3-1	2-0
CONFERENCE	0-0	0-0	0-0	0-0
NON-CONFERENCE	8-2	3-1	3-1	2-0

Score by Periods

Team	1st	2nd	OT	TOT
Princeton	367	404	0	771
Opponents	293	336	0	629

Team Box Score

No.	Player				Total		3-Point		F-Throw		Rebounds											
		GP-GS	MIN	AVG	FG-FGA	FG%	3FG-3FGA	3FG%	FT-FTA	FT%	OFF	DEF	TOT	AVG	PF	DQ	A	TO	BLK	STL	PTS	AVG
20	EVBUOMWAN, Tosan	10-10	276:18	27.6	50-100	.500	2-8	.250	32-44	.727	20	50	70	7.0	16	0	34	30	5	8	134	13.4
3	LANGBORG, Ryan	10-10	296:15	29.6	42-102	.412	20-64	.313	17-19	.895	2	28	30	3.0	15	0	17	18	7	8	121	12.1
14	ALLOCCO, Matt	10-10	304:22	30.4	43-78	.551	16-38	.421	8-11	.727	5	51	56	5.6	12	0	21	12	3	6	110	11.0
32	KELLMAN, Keshawn	10-10	184:47	18.5	41-69	.594	0-0	.000	17-29	.586	17	31	48	4.8	17	1	9	13	11	2	99	9.9
12	PIERCE, Caden	10-10	262:08	26.2	23-47	.489	9-23	.391	5-7	.714	21	42	63	6.3	13	0	11	6	6	7	60	6.0
4	LEE, Xaivian	10-0	148:18	14.8	19-42	.452	5-19	.263	15-22	.682	1	17	18	1.8	18	1	11	9	0	6	58	5.8
24	PETERS, Blake	10-0	144:31	14.5	18-45	.400	16-40	.400	5-6	.833	0	18	18	1.8	10	0	5	3	0	1	57	5.7
13	AUSTIN, Deven	10-0	125:48	12.6	15-28	.536	4-7	.571	10-14	.714	3	13	16	1.6	17	0	5	8	4	8	44	4.4
54	MARTINI, Zach	4-0	63:27	15.9	5-13	.385	3-7	.429	1-2	.500	4	7	11	2.8	4	0	2	4	0	1	14	3.5
5	SCOTT, Jack	9-0	67:21	7.5	11-23	.478	2-10	.200	6-8	.750	3	11	14	1.6	4	0	10	7	0	5	30	3.3
33	COLLINS, Vernon	2-0	16:24	8.2	1-4	.250	0-0	.000	3-4	.750	4	3	7	3.5	5	0	2	0	0	0	5	2.5
25	O'CONNELL, Jacob	8-0	44:05	5.5	7-12	.583	0-1	.000	4-7	.571	4	4	8	1.0	4	0	3	1	2	1	18	2.3
11	KISZKA, Konrad	7-0	36:48	5.3	5-16	.313	1-5	.200	2-2	1.000	3	6	9	1.3	1	0	2	2	0	2	13	1.9
43	BYRIEL, Philip	4-0	20:17	5.1	2-6	.333	2-6	.333	0-0	.000	1	3	4	1.0	0	0	5	1	1	0	6	1.5
2	ADEBAYO, Leyi	3-0	09:11	3.1	1-4	.250	0-1	.000	0-0	.000	0	0	0	0.0	1	0	0	0	0	2	2	0.7
Team											9	18	27					3				
Total		10	2000		283-589	.480	80-229	.349	125-175	.714	97	302	399	39.9	137	2	137	117	39	57	771	77.1
Opponents		10	2000		240-591	.406	61-197	.310	88-125	.704	67	231	298	29.8	163	5	103	109	26	53	629	62.9

Team Statistics

	PU	OPP
Scoring	771	629
Points per game	77.1	62.9
Scoring margin	+14.2	-
Field goals-att	283-589	240-591
Field goal pct	.480	.406
3 point fg-att	80-229	61-197
3-point FG pct	.349	.310
3-pt FG made per game	8.0	6.1
Free throws-att	125-175	88-125
Free throw pct	.714	.704
F-Throws made per game	12.5	8.8
Rebounds	399	298
Rebounds per game	39.9	29.8
Rebounding margin	+10.1	-
Assists	137	103
Assists per game	13.7	10.3
Turnovers	117	109
Turnovers per game	11.7	10.9
Turnover margin	-0.8	-
Assist/turnover ratio	1.2	0.9
Steals	57	53
Steals per game	5.7	5.3
Blocks	39	26
Blocks per game	3.9	2.6
Winning streak	8	-
Home win streak	3	-
Attendance	4146	7221
Home games-Avg/Game	4-1037	4-1805
Neutral site-Avg/Game	-	2-1813

Team Results

Date	Opponent		Score	Att.
11/07/2022	Hofstra	L	77-83	1112
11/11/2022	at Navy	L	73-74	2889
11/14/2022	at UMBC	W	94-64	2097
11/19/2022	at Marist	W	62-55	823
11/24/2022	vs Army West Point	W	74-66	1551
11/26/2022	vs Northeastern	W	56-54	2074
11/30/2022	Cairn	W	92-58	742
12/03/2022	at Drexel	W	83-63	1412
12/06/2022	Lafayette	W	69-58	920
12/10/2022	Monmouth	W	91-54	1372

2022-23 POINTS-REBOUNDS-ASSISTS

Opponent	Date	Score		2	3	4	5	11	12	13	14	20	24	25
				ADEBAYO, LE	LANGBORG, R	LEE, XAIVIA	SCOTT, JACK	KISZKA, KON	PIERCE, CAD	AUSTIN, DEV	ALLOCCO, MA	EVBUOMWAN,	PETERS, BLA	O'CONNELL,
Hofstra	11/07/2022	77-83	L	DNP	17-3-2	0-0-0	0-1-0	DNP	7-10-2	0-0-0	5-6-4	22-7-3	5-1-1	DNP
at Navy	11/11/2022	73-74	L	DNP	9-2-2	6-1-0	1-0-0	0-0-0	3-4-2	0-0-0	19-9-1	15-9-5	0-2-1	0-0-0
at UMBC	11/14/2022	94-64	W	0-0-0	9-2-1	5-3-1	7-1-0	4-1-0	0-5-3	9-3-2	18-7-2	17-7-3	11-4-0	2-0-0
at Marist	11/19/2022	62-55	W	DNP	11-3-0	0-1-1	0-0-0	DNP	8-5-0	6-2-1	14-3-3	11-6-5	6-2-1	DNP
vs Army West Point	11/24/2022	74-66	W	DNP	10-2-1	9-2-1	DNP	0-0-0	7-11-1	0-0-0	15-12-1	14-8-4	15-2-1	4-2-2
vs Northeastern	11/26/2022	56-54	W	DNP	17-6-2	12-1-1	0-0-0	DNP	5-7-0	0-0-0	2-6-2	13-2-1	0-1-0	0-3-0
Cairn	11/30/2022	92-58	W	2-0-0	5-1-3	2-4-3	13-9-4	5-2-1	9-4-0	8-5-0	5-2-0	6-6-2	12-0-1	7-2-0
at Drexel	12/03/2022	83-63	W	DNP	11-3-1	10-1-2	0-0-0	0-0-0	7-4-1	10-2-0	19-4-4	16-13-2	6-3-0	0-0-0
Lafayette	12/06/2022	69-58	W	DNP	19-5-5	2-1-1	1-0-0	0-0-0	6-8-2	2-3-1	10-5-1	12-5-3	0-1-0	0-0-0
Monmouth	12/10/2022	91-54	W	0-0-0	13-3-0	12-4-1	8-3-6	4-6-1	8-5-0	9-1-1	3-2-3	8-7-6	2-2-0	5-1-1

Opponent	Date	Score		32	33	43	54
				KELLMAN, KE	COLLINS, VE	BYRIEL, PHI	MARTINI, ZA
Hofstra	11/07/2022	77-83	L	21-5-1	DNP	DNP	DNP
at Navy	11/11/2022	73-74	L	20-5-0	DNP	DNP	DNP
at UMBC	11/14/2022	94-64	W	12-5-6	DNP	0-0-1	DNP
at Marist	11/19/2022	62-55	W	6-5-0	DNP	DNP	DNP
vs Army West Point	11/24/2022	74-66	W	0-2-0	DNP	DNP	DNP
vs Northeastern	11/26/2022	56-54	W	7-10-0	DNP	DNP	DNP
Cairn	11/30/2022	92-58	W	4-3-1	3-6-2	3-2-4	8-4-0
at Drexel	12/03/2022	83-63	W	4-3-1	DNP	0-1-0	0-0-0
Lafayette	12/06/2022	69-58	W	14-4-0	DNP	DNP	3-3-0
Monmouth	12/10/2022	91-54	W	11-6-0	2-1-0	3-1-0	3-4-2

2022-23 TEAM GAME-BY-GAME

				Total		3-Pointers		Free throws		Rebounds											
Opponent	Date	Score		FG-FGA	PCT	3FG-3FGA	PCT	FT-FTA	PCT	OFF	DEF	TOT	AVG	PF	A	TO	BLK	STL	PTS	AVG	
Hofstra	11/07/2022	77-83	L	29-59	.492	5-20	.250	14-20	.700	8	27	35	35.0	12	13	10	4	3	77	77.0	
at Navy	11/11/2022	73-74	L	30-56	.536	6-19	.316	7-17	.412	11	23	34	34.5	18	11	15	2	5	73	75.0	
at UMBC	11/14/2022	94-64	W	37-64	.578	12-19	.632	8-12	.667	11	30	41	36.7	16	19	12	4	7	94	81.3	
at Marist	11/19/2022	62-55	W	20-49	.408	11-27	.407	11-14	.786	4	29	33	35.8	10	11	13	3	6	62	76.5	
vs Army West Point	11/24/2022	74-66	W	26-61	.426	10-35	.286	12-17	.706	8	33	41	36.8	19	11	10	4	2	74	76.0	
vs Northeastern	11/26/2022	56-54	W	19-57	.333	4-14	.286	14-18	.778	9	30	39	37.2	10	6	12	9	9	56	72.7	
Cairn	11/30/2022	92-58	W	32-68	.471	12-33	.364	16-24	.667	17	37	54	39.6	14	21	15	6	11	92	75.4	
at Drexel	12/03/2022	83-63	W	35-65	.538	7-19	.368	6-6	1.000	12	27	39	39.5	13	11	10	2	5	83	76.4	
Lafayette	12/06/2022	69-58	W	24-52	.462	5-17	.294	16-20	.800	6	31	37	39.2	10	13	8	3	4	69	75.6	
Monmouth	12/10/2022	91-54	W	31-58	.534	8-26	.308	21-27	.778	11	35	46	39.9	15	21	12	2	5	91	77.1	
Total		771		283-589	.480	80-229	.349	125-175	.714	97	302	399	39.9	137	137	117	39	57	771	77.1	
Opponents		629		240-591	.406	61-197	.310	88-125	.704	67	231	298	29.8	163	103	109	26	53	629	62.9	

Princeton Averages

Games Played	Points/game	FG Pct	3FG Pct	FT Pct	Rebounds/game	Assists/game	Turnovers/game	Assist/Turnover ratio	Steals/game	Blocks/game
10	77.1	48.0	34.9	71.4	39.9	13.7	11.7	1.2	5.7	3.9

Iona (2-4,0-0 MAAC) -vs- Princeton (3-7,0-0 Ivy Leag)
12/17/19 at Brooklyn, N.Y. (Barclays Center)

Date: 12/17/19
Time: 4:30 pm
Site: Brooklyn, N.Y. (Barclays Center)
Referees: Andy O'Brien, Mike Kitts, Ron Tyburski
Notes: 2019-20 Men's Basketball. Round: 0. Iona vs Princeton.
 Played at Barclays Cent

Score By Period	1	2	OT 1	Total
Iona	42	31	13	86
Princeton	30	43	17	90

Iona 86

#	Player	GS	MIN	FG	3PT	FT	ORB-DRB	REB	PF	A	TO	BLK	STL	PTS
03	Asante Gist	*	45	8-13	3-6	4-6	1-3	4	3	4	1	0	1	23
02	E.J. Crawford	*	45	9-13	0-2	3-4	0-5	5	1	0	0	0	0	21
12	Tajuan Agee	*	38	5-8	0-1	11-14	0-6	6	4	5	8	0	1	21
11	Isaiah Washington	*	38	6-11	1-3	1-2	0-2	2	3	3	4	1	4	14
24	Dylan van Eyck	*	21	0-0	0-0	0-0	1-3	4	5	2	1	1	2	0
20	Isaiah Ross		21	2-5	0-2	3-3	0-0	0	1	2	2	0	0	7
05	Ben Perez		9	0-1	0-1	0-0	0-1	1	2	0	1	0	0	0
44	Niksa Nikolic		5	0-1	0-0	0-0	2-0	2	2	0	0	0	0	0
00	Mohamed Thiam		3	0-1	0-1	0-0	0-0	0	0	0	0	0	1	0
TM	TEAM		0	0-0	0-0	0-0	0-1	1	0	0	0	0	0	0
Totals		-	225	30-53	4-16	22-29	4-21	25	21	16	17	2	9	86

Team Summary	FG	3PT	FT
First Half	16-27 59.26 %	4-11 36.36 %	6-7 85.71 %
Second Half	11-21 52.38 %	0-4 0.00 %	9-13 69.23 %
Total	30-53 56.6 %	4-16 25.0 %	22-29 75.9 %

Technical Fouls: none **Second Chance Points:** 3 **Scores Tied:** 2 times(s) **Points in the Paint:** 38 **Fast Break Points:** 26
Lead Changed: 1 times(s) **Points off Turnovers:** 21 **Bench Points:** 7 **Largest Lead:** 16 2nd-13:31

Princeton 90

#	Player	GS	MIN	FG	3PT	FT	ORB-DRB	REB	PF	A	TO	BLK	STL	PTS
15	Schwieger, Ryan	*	36	5-10	1-5	5-6	1-1	2	5	5	3	0	0	16
34	Aririguzoh, Richmond	*	23	6-7	0-0	2-2	1-2	3	5	0	2	0	0	14
00	Llewellyn, Jaelin	*	44	3-9	0-3	5-6	1-2	3	0	6	3	0	1	11
03	Langborg, Ryan	*	13	0-1	0-1	0-0	0-0	0	1	1	2	0	1	0
20	Evbuomwan, Tosan	*	8	0-1	0-1	0-0	0-0	0	0	1	2	0	0	0
05	Friberg, Drew		31	6-9	6-9	4-4	0-5	5	4	3	3	0	0	22
14	Wright, Ethan		35	5-10	3-6	3-4	0-6	6	1	2	1	0	2	16
02	Morales, Jose		24	1-2	1-2	4-4	0-1	1	4	6	0	0	5	7
31	Barnes, Elijah		6	2-2	0-0	0-0	0-0	0	1	0	0	0	0	4
22	Desrosiers, Jerome		5	0-1	0-1	0-0	0-1	1	1	0	0	0	0	0
TM	TEAM		0	0-0	0-0	0-0	0-0	0	0	0	0	0	0	0
Totals		-	225	28-52	11-28	23-26	3-18	21	22	24	16	0	9	90

Team Summary	FG	3PT	FT
First Half	10-23 43.48 %	4-13 30.77 %	6-6 100.00 %
Second Half	15-25 60.00 %	6-13 46.15 %	7-8 87.50 %
Total	28-52 53.8 %	11-28 39.3 %	23-26 88.5 %

Technical Fouls: none **Second Chance Points:** 0 **Scores Tied:** 2 times(s) **Points in the Paint:** 34 **Fast Break Points:** 20
Lead Changed: 2 times(s) **Points off Turnovers:** 21 **Bench Points:** 49 **Largest Lead:** 4 OT-00:02



Official Basketball Box Score - Final
Monmouth at Princeton
12/10/22 Jadwin Gymnasium, Princeton
2022-23 Men's Basketball

Game Time: 7:00 PM
Game Duration: 1:49
Attendance: 1,372

Officials:

Monmouth - 54

Record: 1-9

NO.	Name		Min	FG M-A	3P M-A	FT M-A	Rebounds			Fouls		TP	AS	TO	ST	Blocks		+/-
							OR	DR	TOT	PF	FD					BS	BA	
5	Myles Foster	F	23:33	2-7	0-1	1-3	1	2	3	2	4	5	1	3	0	0	1	-23
33	Amaan Sandhu	C	04:43	0-1	0-0	0-0	1	1	2	5	0	0	0	1	0	0	0	-2
14	Jack Holmstrom	G	29:17	4-9	1-5	0-0	0	0	0	1	0	9	2	0	2	0	0	-24
20	Tahron Allen	G	21:04	4-13	0-1	0-0	1	2	3	3	0	8	0	0	1	0	0	-23
24	Myles Ruth	G	30:13	3-10	0-1	3-3	1	1	2	3	4	9	2	2	1	0	0	-32
35	Klemen Vuga		16:17	4-9	0-0	2-3	3	2	5	4	3	10	0	0	2	1	0	-16
13	Jack Collins		29:06	1-3	1-3	2-3	1	3	4	1	2	5	1	3	0	0	0	-24
4	Andrew Ball		24:26	3-9	0-2	2-2	0	6	6	2	2	8	1	1	0	0	0	-21
1	Jayden Doyle		10:27	0-1	0-0	0-0	0	2	2	1	0	0	0	0	0	0	1	-13
3	Jakari Spence		10:54	0-0	0-0	0-0	0	0	0	1	0	0	4	1	1	0	0	-7
Team							1	1	2			0		2				
Totals				21-62	2-13	10-14	9	20	29	23	15	54	11	13	7	1	2	-37

Shooting By Period		
1 st FG%	9-31	29.0%
3PT%	1-7	14.3%
FT%	3-4	75%
2 nd FG%	12-31	38.7%
3PT%	1-6	16.7%
FT%	7-10	70%
GM FG%	21-62	33.9%
3PT%	2-13	15.4%
FT%	10-14	71.4%

Dead Ball Rebounds: 1, 0

Technical Fouls::NONE

Princeton - 91

Record: 8-2

NO.	Name		Min	FG M-A	3P M-A	FT M-A	Rebounds			Fouls		TP	AS	TO	ST	Blocks		+/-
							OR	DR	TOT	PF	FD					BS	BA	
12	Caden Pierce	F	17:53	3-6	1-2	1-1	2	3	5	1	1	8	0	0	1	1	0	21
20	Tosan Evbuomwan	F	16:59	2-3	1-1	3-4	3	4	7	1	5	8	6	1	0	0	0	23
32	Keeshawn Kellman	F	16:16	4-5	0-0	3-5	1	5	6	1	5	11	0	2	0	1	0	12
3	Ryan Langborg	G	20:38	4-10	2-8	3-3	0	3	3	0	2	13	0	1	0	0	0	23
14	Matt Allocco	G	16:40	1-2	1-2	0-0	0	2	2	0	1	3	3	0	0	0	0	20
24	Blake Peters		12:38	0-2	0-2	2-2	0	2	2	2	1	2	0	1	0	0	0	9
54	Zach Martini		14:59	1-2	1-2	0-0	1	3	4	1	0	3	2	2	0	0	0	12
4	Xaivian Lee		24:59	5-9	0-3	2-4	0	4	4	3	3	12	1	0	2	0	1	13
13	Deven Austin		09:51	3-3	1-1	2-2	0	1	1	2	2	9	1	1	1	0	0	13
5	Jack Scott		18:55	3-6	0-3	2-2	0	3	3	0	1	8	6	2	1	0	0	30
25	Jacob O'Connell		07:44	1-2	0-0	3-4	0	1	1	1	2	5	1	1	0	0	0	7
11	Konrad Kiszka		09:54	2-4	0-1	0-0	2	4	6	1	0	4	1	1	0	0	0	4
43	Philip Byriel		07:06	1-1	1-1	0-0	1	0	1	0	0	3	0	0	0	0	0	-4
2	Leyi Adebayo		02:44	0-2	0-0	0-0	0	0	0	1	0	0	0	0	0	0	0	1
33	Vernon Collins		02:44	1-1	0-0	0-0	1	0	1	1	0	2	0	0	0	0	0	1
Team							0	0	0			0		0				
Totals				31-58	8-26	21-27	11	35	46	15	23	91	21	12	5	2	1	37

Shooting By Period		
1 st FG%	14-27	51.9%
3PT%	3-13	23.1%
FT%	10-14	71.4%
2 nd FG%	17-31	54.8%
3PT%	5-13	38.5%
FT%	11-13	84.6%
GM FG%	31-58	53.4%
3PT%	8-26	30.8%
FT%	21-27	77.8%

Dead Ball Rebounds: 2, 0

Technical Fouls::NONE

	MON	PRI
Biggest lead	0 (1 st 20:00)	41 (2 nd 10:28)
Best Scoring Run	6(1 st 11:22)	9(2 nd 10:28)
Lead Changes	0	
Times Tied	1	
Time with Lead	00:00	38:33

Points from	MON	PRI
Turnovers	8	22
Paint	22	46
Second Chance	4	16
Fast Breaks	8	12
Bench	23	48

Period by Period Scoring			
	1st	2nd	TOT
MON	22	32	54
PRI	41	50	91



DARIUS GAKWASI
G | 6-6 | 208 | SO.
Portland, Oregon



LEVI ADEBAYO
F | 6-7 | 207 | JR.
Melbourne, Australia




RYAN LANGBORG
G | 6-4 | 196 | SR.
San Diego, California



XAIVIAN LEE
G | 6-3 | 167 | FR.
Toronto, Canada



JACK SCOTT
G | 6-5 | 197 | FR.
Denver, Colo.




KONRAD KISZKA
G | 6-7 | 205 | SR.
Newton, Pennsylvania



CADEN PIERCE
G | 6-6 | 210 | FR.
Glen Ellyn, Ill.




DEVEN AUSTIN
G | 6-6 | 180 | FR.
Vernon, Conn.




MATT ALLOCCO
G | 6-4 | 190 | JR.
Hilliard, Ohio



TOSAN EVBUOMWAN
F | 6-8 | 219 | SR.
Newcastle, England



BLAKE PETERS
G | 6-1 | 190 | SO.
Evanston, Illinois




JACOB O'CONNELL
F | 6-11 | 245 | SR.
Voorhees, N.J.




KEESHAWN KELLMAN
F | 6-9 | 240 | SR.
Allentown, Pennsylvania



VERNON COLLINS
F | 6-10 | 223 | FR.
Chocowinity, N.C.



PHILIP BYRIEL
F | 6-9 | 245 | SO.
Drums, Pennsylvania




ZACH MARTINI
F | 6-7 | 235 | JR.
Warren, New Jersey



MITCH HENDERSON
HEAD COACH



BRETT MACCONNELL
ASSOCIATE HEAD COACH



SKYE ETTIN
ASSISTANT COACH



LAWRENCE ROWLEY
ASSISTANT COACH



CHRIS MONGILIA
DIRECTOR OF BASKETBALL
OPERATIONS

2022-23 RADIO/TV ROSTER

